

DRUH POZEMKŮ
UZEM. EVIDENČ. JEDNOTKA
PODÉLNÝ PROFIL
SMÍŠENÁ CYKLOSTEZKA
KOTOJEDY - VÁŽANY
TRASA "A"
M 1 : 500 / 50

SMÍŠENÁ CYKLOSTEZKA
ASFALTOBETON - ŠÍŘKA 3,0m, DÉLKA 432,03m

KÓTY NIVELETY :
KÓTY TERÉNU :
SROVNÁVACÍ ROVINA :
STANIČENÍ :
VZDÁLENOST PŘ. ŘEZŮ :
SMĚROVÉ POMĚRY :

190
185
0.00
100.00
200.00
300.00
400.00

0.00 4.57 8.52 10.00 16.45 20.00 30.00 33.89 40.00 46.11 50.00 60.00 70.00 80.00 90.00 100.00 110.00 112.87 120.00 127.00 130.00 140.00 150.00 160.00 160.83 170.00 171.41 173.10 180.00 182.00 190.00 191.50 198.40 200.00 210.00 220.00 230.00 240.00 250.00 253.17 257.75 260.00 270.00 280.00 290.00 293.23 300.00 310.00 320.00 330.00 340.00 350.00 360.00 370.00 375.10 380.00 381.37 388.92 390.00 394.36 400.00 409.26 410.00 420.00 423.19 428.69 430.00 432.03

No.:1 No.:2 No.:3 No.:4 No.:5 No.:6 No.:7 No.:8 No.:9 No.:10 No.:11 No.:12 No.:13 No.:14 No.:15 No.:16 No.:17 No.:18 No.:19 No.:20 No.:21 No.:22 No.:23 No.:24 No.:25 No.:26 No.:27 No.:28 No.:29 No.:30 No.:31 No.:32 No.:33 No.:34 No.:35 No.:36 No.:37 No.:38 No.:39 No.:40 No.:41 No.:42 No.:43 No.:44

L = 6.26
R = 4.00
L = 12.78
R = 80.00
L = 9.97
R = 60.00
L = 6.38
R = 60.00
L = 5.94
R = 60.00
L = 8.41
R = 30.00
L = 6.15
R = 40.00
L = 4.99
R = 50.00

TK1 0.35
TK1 6.60
TK2 171.19
TK2 183.97
TK3 190.82
TK3 200.79
TK4 231.39
TK4 237.77
TK5 249.70
TK5 255.64
TK6 362.00
TK6 370.40
TK7 376.48
TK7 382.63
TK8 391.02
TK8 396.01
TK9 430.00
TK9 432.03

R = 80m
T = 1.89m
y = -0.02m
SKL = -1.13%
L = 24.88m
R = 150m
T = 3.97m
y = 0.05m
SKL = -5.86%
L = 9.87m
R = 2 000m
T = 6.11m
y = 0.01m
SKL = -0.57%
L = 27.51m
R = 10 000m
T = 7.06m
y = 0.00m
SKL = 0.04%
L = 79.93m
R = 250m
T = 5.29m
y = 0.06m
SKL = 0.18%
L = 46.18m
R = 120m
T = 1.45m
y = -0.01m
SKL = 4.41%
L = 14.44m
R = 130m
T = 3.45m
y = 0.05m
SKL = 1.31%
L = 12.26m
SKL = 0.00%
L = 15.90m
R = 200m
T = 6.45m
y = 0.10m
SKL = -1.50%
L = 24.00m
R = 2 500m
T = 17.74m
y = 0.06m
SKL = -1.04%
L = 28.78m
R = 10 000m
T = 9.76m
y = -0.00m
SKL = 0.38%
L = 44.54m
R = 100m
T = 2.37m
y = -0.03m
SKL = 0.01%
L = 12.64m
R = 3 000m
T = 2.72m
y = 0.00m
SKL = 0.19%
L = 24.59m
R = 700m
T = 6.97m
y = -0.03m
SKL = -1.80%
L = 13.17m
R = 150m
T = 1.37m
y = -0.01m

0.000.00 0.000.18 0.000.57 0.000.59 0.002.49 0.006.45 0.033.89 0.040.00 0.046.11 0.102.87 0.119.93 0.127.00 0.166.12 0.179.10 0.180.55 0.184.95 0.194.79 0.200.72 0.246.72 0.253.17 0.257.75 0.275.49 0.293.23 0.310.27 0.320.03 0.328.80 0.370.54 0.372.87 0.375.10 0.376.48 0.381.37 0.388.92 0.391.64 0.396.01 0.409.26 0.428.69 0.430.00 0.432.03

193.61 193.47 193.24 193.16 192.98 192.96 192.91 192.88 192.86 192.85 192.85 192.86 192.86 192.87 192.87 192.88 192.88 192.89 192.90 192.90 192.92 192.94 192.96 192.96 193.14 193.20 193.54 193.54 193.63 194.15 194.26 194.79 194.79 194.24 193.49 192.98 192.92 192.88 192.76 192.78 192.74 192.66 192.66 192.66 192.67 192.74 192.82 192.82 192.80 192.90 192.91 192.93 192.95 193.06 193.24 193.25 193.25 193.26 193.27 193.28 193.29 193.22 193.17 193.04 193.04 193.05 193.07

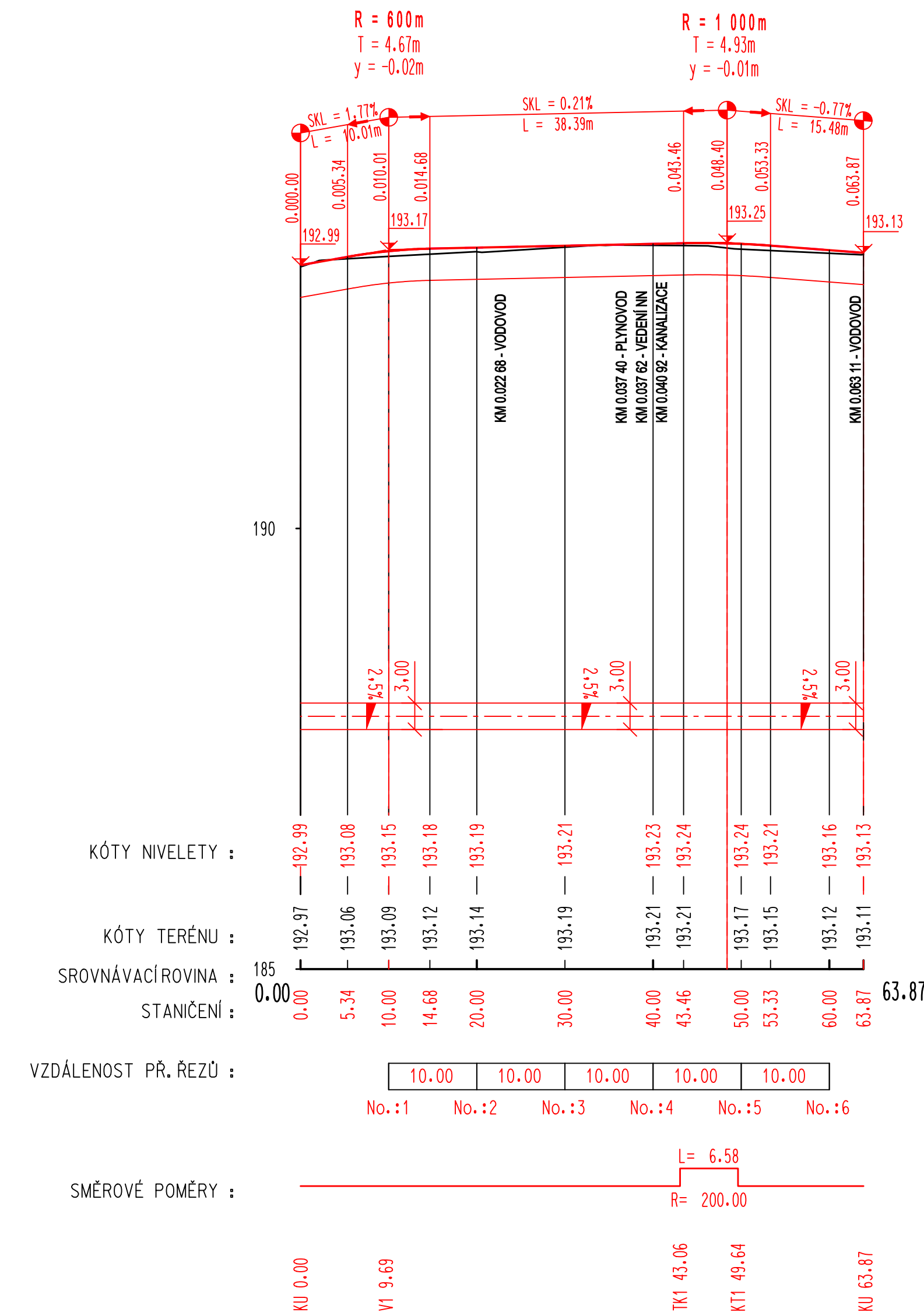
193.61 193.47 193.24 193.16 192.98 192.96 192.91 192.88 192.86 192.85 192.85 192.86 192.86 192.87 192.87 192.88 192.88 192.89 192.90 192.90 192.92 192.94 192.96 192.96 193.14 193.20 193.54 193.54 193.63 194.15 194.26 194.79 194.79 194.24 193.49 192.98 192.92 192.88 192.76 192.78 192.74 192.66 192.66 192.66 192.67 192.74 192.82 192.82 192.80 192.90 192.91 192.93 192.95 193.06 193.24 193.25 193.25 193.26 193.27 193.28 193.29 193.22 193.17 193.04 193.04 193.05 193.07



0.00 4.57 8.52 10.00 16.45 20.00 30.00 33.89 40.00 46.11 50.00 60.00 70.00 80.00 90.00 100.00 110.00 112.87 120.00 127.00 130.00 140.00 150.00 160.00 160.83 170.00 171.41 173.10 180.00 182.00 190.00 191.50 198.40 200.00 210.00 220.00 230.00 240.00 250.00 253.17 257.75 260.00 270.00 280.00 290.00 293.23 300.00 310.00 320.00 330.00 340.00 350.00 360.00 370.00 375.10 380.00 381.37 388.92 390.00 394.36 400.00 409.26 410.00 420.00 423.19 428.69 430.00 432.03

No.:1 No.:2 No.:3 No.:4 No.:5 No.:6 No.:7 No.:8 No.:9 No.:10 No.:11 No.:12 No.:13 No.:14 No.:15 No.:16 No.:17 No.:18 No.:19 No.:20 No.:21 No.:22 No.:23 No.:24 No.:25 No.:26 No.:27 No.:28 No.:29 No.:30 No.:31 No.:32 No.:33 No.:34 No.:35 No.:36 No.:37 No.:38 No.:39 No.:40 No.:41 No.:42 No.:43 No.:44

L = 6.26
R = 4.00
L = 12.78
R = 80.00
L = 9.97
R = 60.00
L = 6.38
R = 60.00
L = 5.94
R = 60.00
L = 8.4

DRUH POZEMKŮ UZEM. EVIDENČ. JEDNOTKA PODÉLNÝ PROFIL SMÍŠENÁ CYKLOSTEZKA KOTOJEDY - VÁŽANY TRASA "B" M 1 : 500 / 50	SMÍŠENÁ CYKLOSTEZKA
	ASFALTOBETON - ŠÍŘKA 3,0m, DÉLKA 432,03m



NAVHRHOVAL		VYPRACOVAL		Zdeněk Vladyka Na Honech 1, 5540, 760 05 - Zlín IČO - 76532232	
ZDENĚK VLADYKA		ZDENĚK VLADYKA			
					
INVESTOR	Město Kroměříž, Valčíků náměstí 115, 767 01 Kroměříž				
STAVBA	CYKLOSTÉŽKA KOTOJEVÉ-VAŽANY S LÁVKOU PRO PĚŠÍ A CYKLISTY			FORMÁT: 9 A4 ÚČEL: DUR+DPS+OSP DATUM: 09/2021 ZAK.ČÍSLO: ZV 09-2021	
OBJEKT	SO 101 - CYKLOSTÉŽKA			PROSEFIO IO KOMUNIKACE	
OBSAH	PODÉLNÉ PROFILY			MĚR.: 1 : 500/50 Č.V.: 05	Č.REVIZE